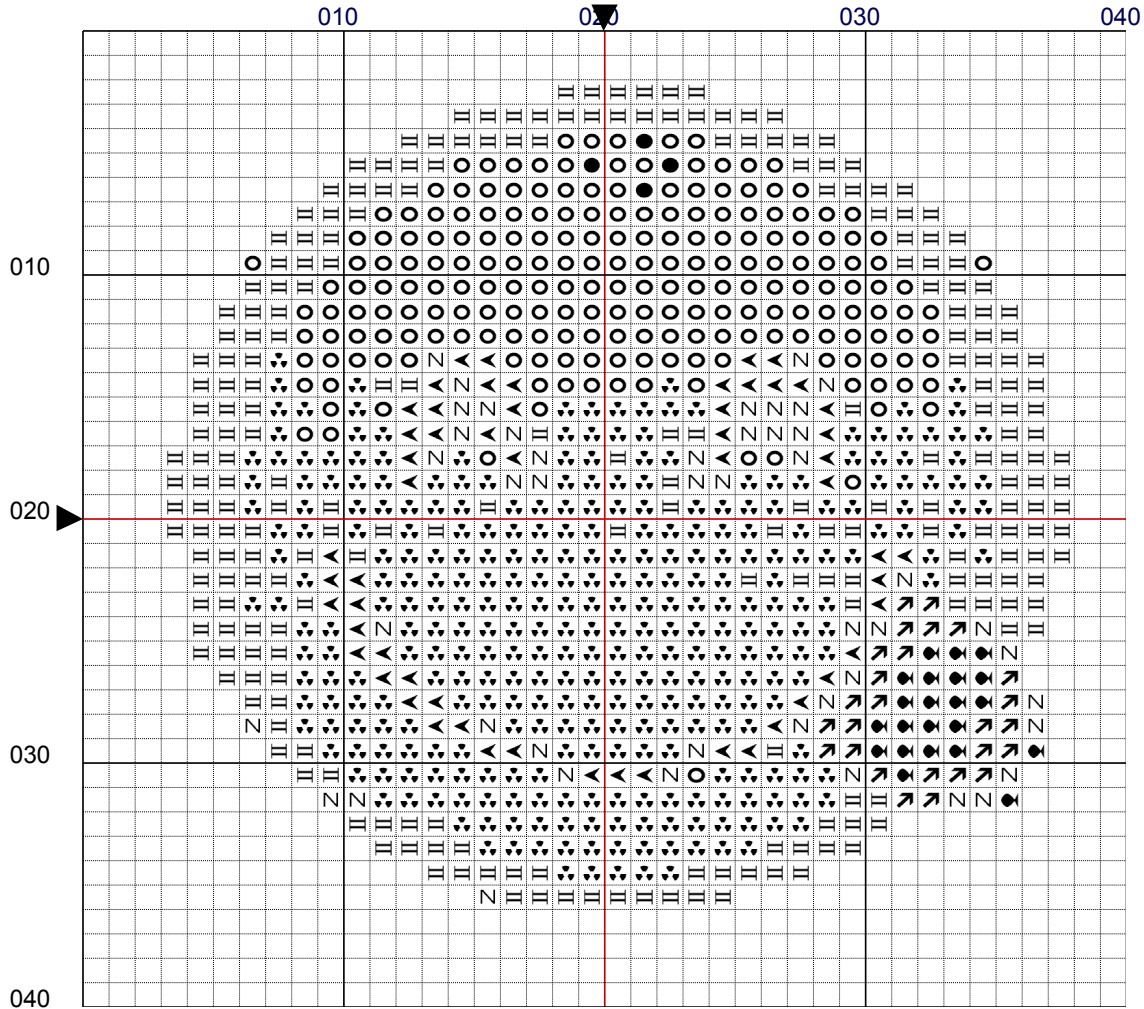




Plutonium Muffins

Cross Stitch Pattern FACE SAVOURING DELICIOUS FOOD



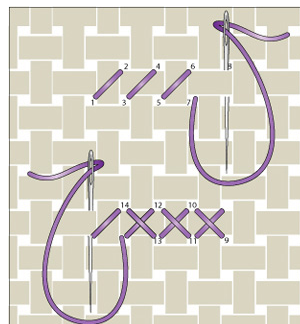

cross stitches	colour	strands
●	dmc blanc	2
II	dmc 728	2
☺	dmc 605	2
○	dmc 3855	2
⋈	dmc 726	2
Z	dmc 3829	2
^	dmc 167	2
↗	dmc 604	2

Face Savouring Delicious Food

Cara aprovechando comida deliciosa.

A smiling face with curved eyes and tongue sticking out. This emoji just finished eating something really tasty and is not scared to lick its lips to devour the last remaining morsels of flavour. That was absolutely delicious food.

Also available from **Plutonium Muffins**



Full Cross Stitch

Work in rows from left to right. Bring the needle up at point 1, lower left hole of one square of the fabric and down at point 2, upper right hole of one square of the fabric. Bring your needle back up at 3 down at 4, up at 5 down at 6. Complete the row. The return row is stitched right to left, make crosses by bringing the needle up at 9 and down at 10, up at 11 down at 12. Complete the return row and repeat the stitching sequence until the area is stitched as charted.

no back stitches in this design