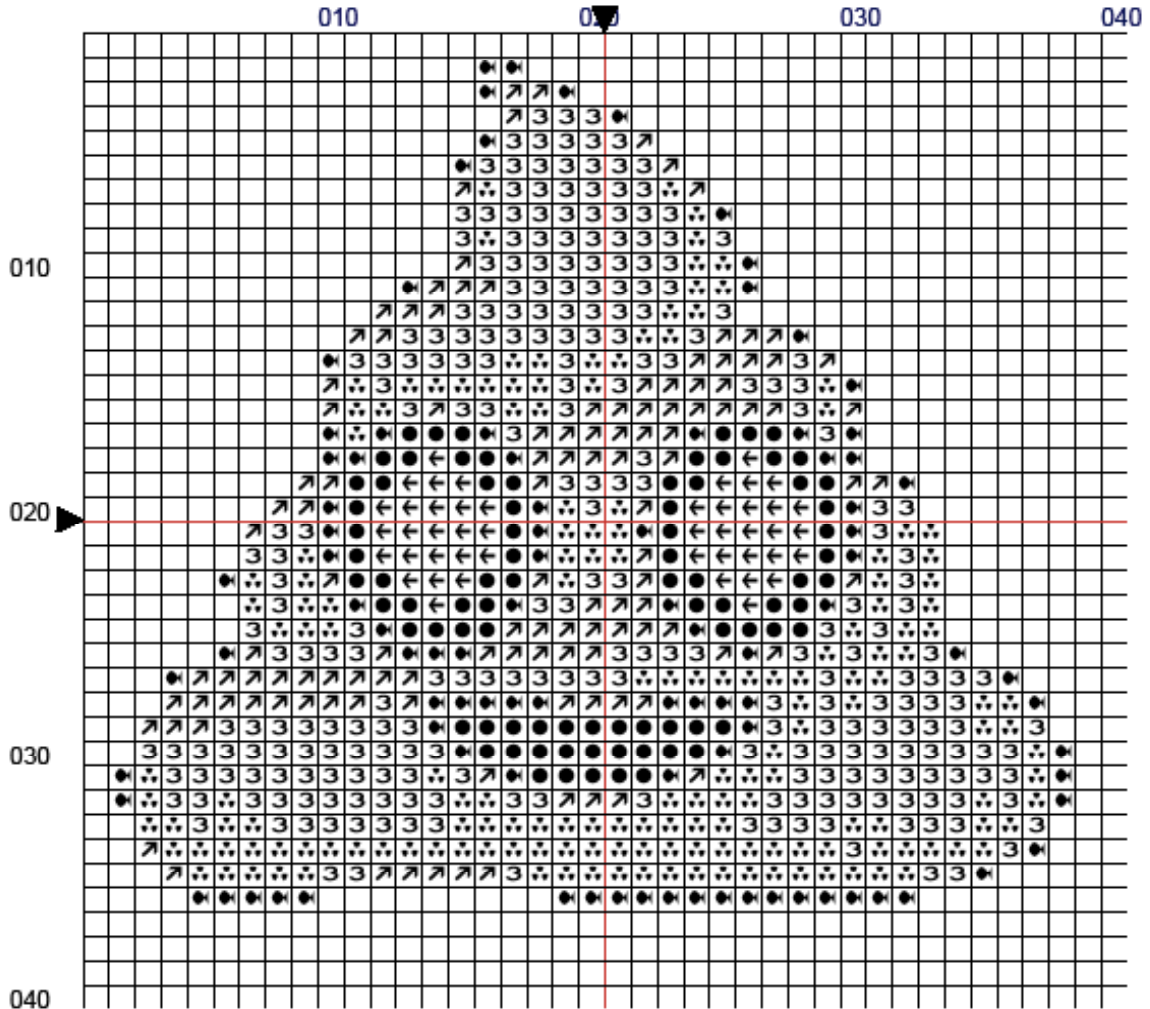




Plutonium Muffins

Cross Stitch Pattern SMILING PILE OF POO



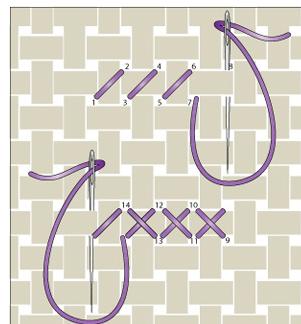

cross stitches	colour	strands
●	dmc blanc	2
3	dmc 3826	2
⚡	dmc 975	2
↗	dmc 3863	2
⬆	dmc 437	2
↙	dmc 310	2

Smiling Pile of Poo

Pópo

What is so appealing about Smiling Pile of Poo? He's been through some terrible things but he never let them destroy his joie de vivre.

Also available from Plutonium Muffins



Full Cross Stitch

Work in rows from left to right. Bring the needle up at point 1, lower left hole of one square of the fabric and down at point 2, upper right hole of one square of the fabric. Bring your needle back up at 3 down at 4, up at 5 down at 6. Complete the row. The return row is stitched right to left, make crosses by bringing the needle up at 9 and down at 10, up at 11 down at 12. Complete the return row and repeat the stitching sequence until the area is stitched as charted.

no back stitches in this design